


CHANGING THE HEARTWARE™ HVAD™ CONTROLLER POCKET GUIDE

This Pocket Guide is intended to be used by the patient when he/she has been instructed to "Change Controller".



Medtronic

CHANGE CONTROLLER: DETAILED STEPS

1

Locate the back-up controller. The back-up controller will become the new controller.

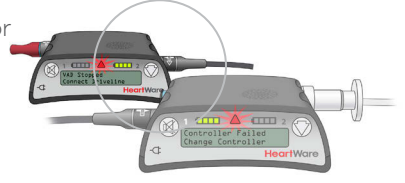


2

Connect **POWER** to the new controller.

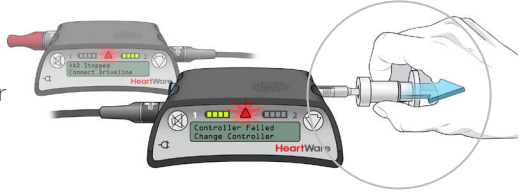
TO DISCONNECT: Turn the connector counterclockwise until it stops and pull the connector straight out.

TO CONNECT: Line up arrow to dot and push straight in.



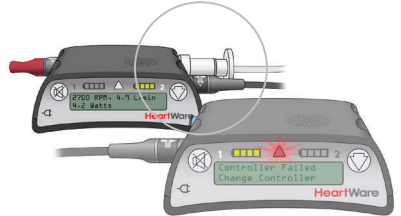
3

Disconnect the driveline from the original controller and connect it to the new controller. This will restart the **PUMP**.



TO DISCONNECT: Slide white cover out of the way and with fingers on ringed area of metal connector, pull back to release the locking mechanism.

TO CONNECT: Line up red dots on driveline and controller and push the driveline straight into the driveline port.



Verify the **PUMP** is now running. The RPM, L/min and Watts numbers should show on the display.

4

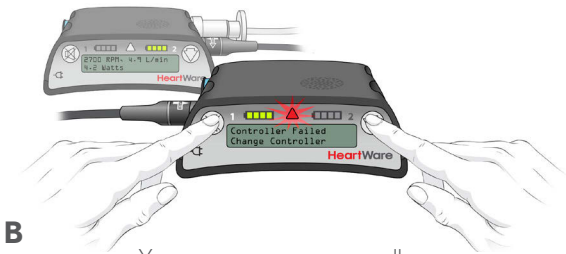
PREVENT the [No Power] alarm from sounding on the original controller. There are two options:

A Insert red alarm adapter into data port on original controller.

B Press and hold the Alarm Mute and Scroll buttons for 5 seconds or until you hear a beep, then release.



A

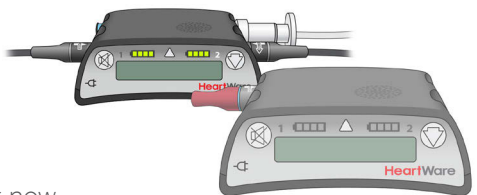


B

You may now remove all power from original controller.

5

Connect second **POWER** source to new controller.



6

Be sure the new controller, now running the pump, has the same connections as this image.



Brief Statement: HeartWare™ HVAD™ System

⚠ Additional Device Information

The HeartWare™ HVAD™ System assists a failing heart and relieves the symptoms of advanced heart failure. It may be used in advanced heart failure patients whether or not a subsequent heart transplant is planned. You should not receive an HVAD System if you are pregnant or cannot tolerate blood thinning medications.

Implantation of the HVAD System requires major surgery. Risks associated with the implant surgery and with HVAD System use include, but are not limited to, death, stroke, device malfunction, blood clots, bleeding, other types of heart failure, infection, red blood cell destruction, and total body infection. Managing your blood pressure may reduce the risk of stroke.

The HVAD System includes external components that connect to and provide power to the heart pump inside your body. After receiving an HVAD System, you will have some limitations. You will not be able to swim, or otherwise submerge external components in water. You will not be able to shower until your clinician tells you it is safe to do so. If you receive permission to shower, you must use the HeartWare shower bag. You may need to modify or perhaps avoid interactions with some sources of electromagnetic interference, electric or gas-powered appliances, and tools. Magnetic resonance imaging (MRI)

Medtronic
14400 NW 60th Ave
Miami Lakes, FL 33014
Tel: (305) 364-1402
Fax: (954) 874-1401

medtronic.com

should not be used, as it could cause severe harm to you and the pump. You must keep mobile phones at least 20 inches (50 centimeters) away from the controller, as mobile phones may interfere with controller operation.

Proper use and upkeep of the HeartWare HVAD System is required to keep the system working well. Never remove both power sources (batteries or power adapters) from the controller at the same time since this will stop the pump, which could lead to serious injury or death. At least one power source must be connected to the controller at all times. Always keep a spare controller and fully charged spare batteries available at all times in case of an emergency. Do not disconnect the driveline from the controller or the pump will stop. Avoid kinking or twisting your driveline.

This treatment is prescribed by your physician. This treatment is not for everyone. Please talk with your doctor to see if it is right for you. Your physician should discuss all potential benefits and risks with you. Although many patients benefit from the use of this treatment, results may vary.

See the HeartWare HVAD System Patient Manual for detailed information regarding instructions on operating the HeartWare HVAD System and on necessary medical care. If you have any questions after reading the manual, please ask your clinician.

Caution: Federal law (USA) restricts these devices to sale by or on the order of a physician.

UC201807068 EN 01/20 © Medtronic
2020 Minneapolis, MN All Rights Reserved

Printed in the USA 01/2020 HeartWare,
HVAD, Medtronic and the Medtronic logo
are registered trademarks of Medtronic.

Medtronic